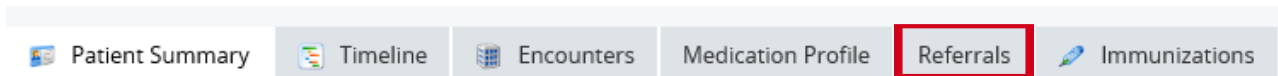


Quick Reference Guide

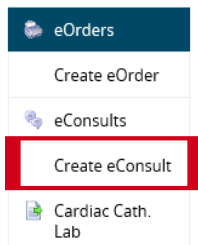
Sending an eConsult

Getting Started

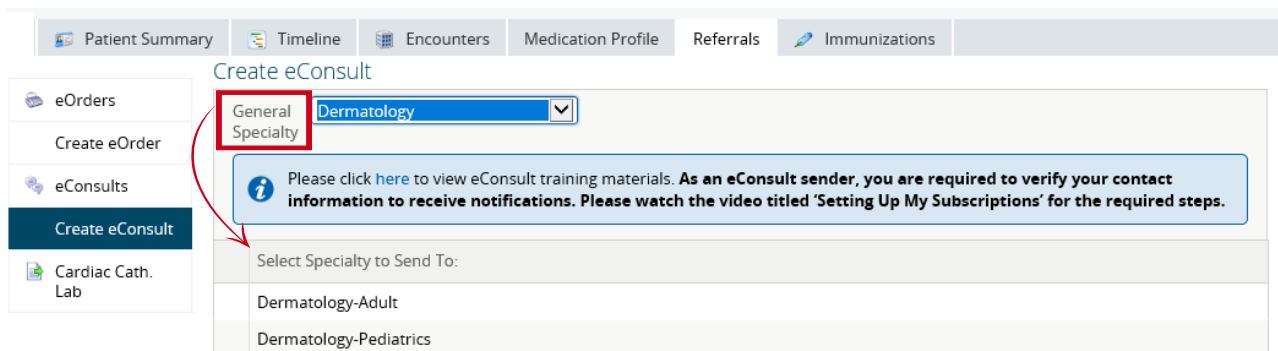
1. From the patient's profile in HEALTHe NL, first click the **Referrals** tab from the top of the profile:



2. Click **'Create eConsult'** option from left side menu:



3. Select a **'General Specialty'** from the drop down. Then below, select the specialty that you wish to consult with:



Creating an eConsult

1. In the text box titled **'Request'**, enter information regarding the reason for the consult:

Dermatology-Adult

eConsult

Request *

This patient has a 4mm long lesion on his right upper arm. Irregular shaped and somewhat blackened. He reports this started as a round shaped, raised brown spot about 3 months ago. I have attached picture for your review and a clinic note that you may find relevant.

Reason for consultation, treatments already prescribed, additional patient information (i.e., allergies, nutrition, social history)

External Attachments

Squamous.pic.PNG (497.62 KB) < 15 MINUTES AGO

Choose a file...

Max file size: 50MB. Max total file size per referral: 200MB. Files cannot be zero bytes.

HEALTHe NL Reports

Consultation Report Clinical Document 2010-Sep-07

COFFEY, Dr. Joseph Open

Link a document

You may also add external attachments or documents from HEALTHe NL!

2. Before saving or submitting your eConsult, verify that your contact information is correct. If it is not, you can enter different information by clicking the applicable option below:

Sending Provider

From on file *

Name: Ms. Joanne SENDER

Address: 34 Caring Way, St. John's, NL, A1E 4B4

Phone Number: (709) 555-5555

Fax Number:

EMR Site Id:

Copies To:

Enter a different address Enter a different phone number Enter a different fax number

Submit Save as Draft Delete Draft Cancel

You may keep your eConsult to finalize later by clicking the **'Save as Draft'** button. If your eConsult is ready to send, click the **'Submit'** button.

What Happens Next?

- Once your eConsult has been submitted, it will get assigned to the next available Consultant within the Specialty you have selected.
- Once an action is taken on your eConsult, you will receive a HEALTHe NL notification (or an EMR task if you submitted through Med Access) to indicate that your eConsult is ready for you to action.
- Once you close your eConsult, the completed eConsult can be viewed in the HEALTHe NL Patient Summary section by others with applicable access.

For the purpose of this document and within the eConsult system, Patient refers to Patient, Client and/or Resident.